




TEMPORARY

20
16 / PIXELACHE
FESTIVAL



Hackteria's
Empathetic
Taxidermia
Zine



Helsinki 2016

EXPERIMENT #1.2: HACKTERIA'S EMPATHETIC TAXIDERMIA LAB

[Hackteria's Empathetic Taxidermia Lab](#) is a durational, collaborative and explorative experimentation on taxidermy with Marc Dusseiller aka dusjagr, a co-founder of the Hackteria network. The aim of the lab is to investigate artistic practices and traditional craft with living/non-living media to reconnect us with our ecosystem and ourselves.

The pre-festival lab will be set up between 8th and 20th September at Temporary and the outcomes will be shown as part of [Pixelache Festival on the 24th September](#). See our instances of this experiments below and follow the summary of all the processes on [Hackteria's Empathetic Taxidermia Lab](#).

Overview of Schedule

Ongoing 8-21- Sep: "[Taxidermia Lab](#)" - Join us at anytime to collaborate, 14-20h

Saturday 10. Sep: "[Lab Inauguration & Aperte](#)" - Come and join!

Tuesday, 13. Sep: "[Bring your own Rat](#)" - OpenTaxidermia Lab evening, 17-21h

Sat & Sun 17/18. Sep: "[Next Gen Taxidermy 2.0 Kit Making Workshop](#)", 14-18h

Wednesday, 21. Sep: "[Bring your own Feet](#)" - OpenTaxidermia Lab Final Reflection, 17-21h

Intensive Workshop "Next Gen Taxidermy 2.0 Kit Making"

Sat & Sun 17/18. Sep: "[Next Gen Taxidermy 2.0 Kit Making Workshop](#)", 14-18h

During this workshop we will look into more depth of the tools and materials used for taxidermia of various different species (and feces) with the goal to enable more people to get started within this interesting and sometimes empathetically conflicting topic. We will investigate different available instructions in print and online media and collaboratively develop a contemporary kit/instruction to be shared and communicated.

Cultural Historic Context

Preservation

Mummies ~ 3000 BC

Taxidermia

Preservation
in Formaldehyde

Potter 1850

Plastification

PEGilation

Mindaugas Gapševičius

Mummification and postmortem life

Lina Rukeviciute, Mindaugas Gapševičius. Excerpts from Introduction to Posthuman Aesthetics (work in progress).

Mummification refers back to the times when humans believed in postmortem life into which they would be reborn through their preserved bodies. In ancient Egypt an intact body was an integral part of a person's afterlife. Mummification process in that sense was an important element which dealt with the basic human fear — the fear of death. In addition, later in history mummies not only saved the afterlife of the dead, but also were thought to save lives of those still alive: until the 1920s ground mummies were used as a drug, and this ground powder was believed to cure any disease, not considering it any form of cannibalism (Wells, S. A.).

Since Ancient Egypt this belief in afterlife has gone through many stages and even transformed into the new belief of immortality without body, suggesting alternative modes of further existence such as downloading your brain into the silicon machine (transferring yourself into a state of Singularity (Kurzweil, R.)). Some further techniques of preserving our bodies have also been discovered and applied in science (paraffin impregnation, mummification, embalming, plastination, cryopreservation) however none of the above has yet proved to be a success in a sense of hacking life.

The mummification process itself consisted of several stages such as removing inner parts of body, drying the body in natron salt, embalming it with resins, cassia, cedar oil, myrrh, cassia, and palm wine (as drying or anti-microbial agents) and wrapping it up with linen¹. This helped to protect the body from decay and allowed to preserve human skin and flesh for a very long time (MOS).

References

Wells S. A. American Drugs in Egyptian Mummies

<http://www.faculty.ucr.edu/~legnerref/ethnic/mummy.htm>

Kurzweil, R. The Singularity is Near, Penguin Group, 2005

MOS. Mummification in ancient Egypt, article online <http://legacy.mos.org/quest/mummyegypt.php>

Tools, Materials

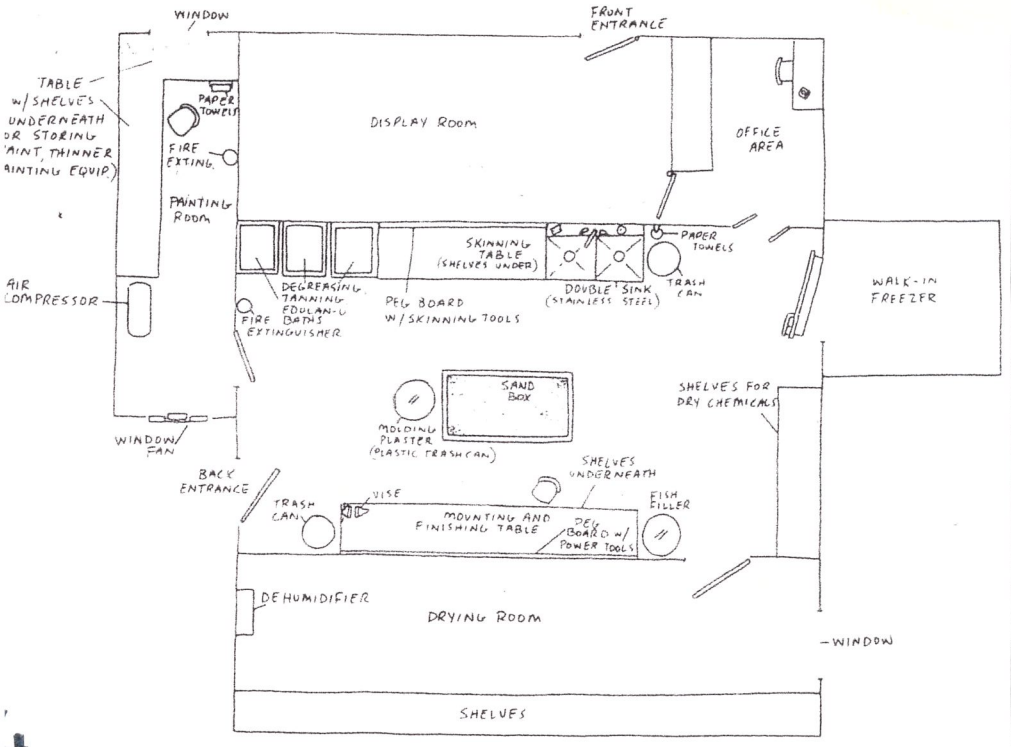
CHAPTER 3

Working in an an environment that allows maximum efficiency and production begins with a well formatted shop, sufficient equipment, stock and above all organization.



& Lab Setup



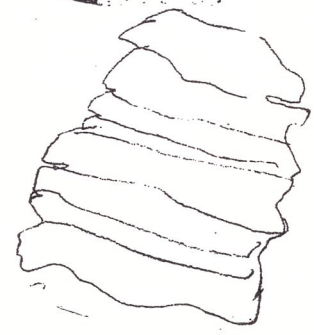
straight pins



Cotton Spool (red)



Tan liquid



Cotton wool stuffing

Scalpel blades
Scalpel handles
(remove & replace carefully...)



Safety pins

How to Source the Dead Animal

Pet Kill

Road Kill

Christina Stadlbauer



- Pet Stores sell frozen Rats (as Snake Food)
- Deceased Pets
- Pets bring home dead Animals

! Freeze as soon as possible



PATRIC KAUFMANN

ANNA KHOLINA


RAF TAXIDERMIA PIXELACHE 2016
AT TERPORENY HELSINKI 12/051

On Drawing of Animals

As Europeans traveled more to the new world, their knowledge of animals increased, but they still lacked the ability to paint them as realistically as they might like because the animals were typically killed before they were painted. Even when the artists themselves killed an animal (and they killed many) they struggled with the problem of painting it as rapidly as possible to capture its color and texture before it decayed.

- "Political Animals" J. Donahue, E. Trump 2007
- "Public Art in American Zoos and Aquariums"

Anna
Kholina



Aferthoughts on Hakteria taxidermy workshop

or
The practice of taxidermy for discovering your inner hypocrite

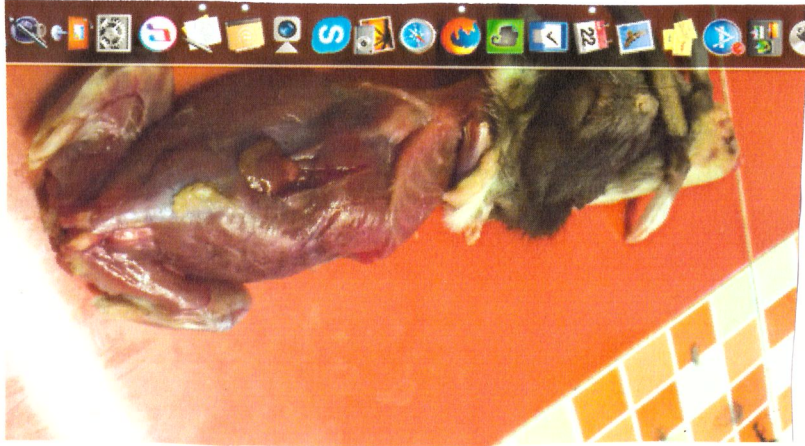
The more I think about it, the more I see how big of a hypocrite I am. Touching, cutting and removing the insides of a dead animal is not in many ways different than any other practice involving hands and dead bodies, for example, cooking. But it was different for me during the workshop. Even looking at the process made me shiver inside. After a while, I figured why. Stuffed toy animals sold in Harrods or wooden cut birds are cute, stuffed dead rats are not. Difference? The guilt of taking a creature's life? But what about the animals that die of natural causes or because of non-taxidermy related reasons? Still feels not right? Of course. The process of taxidermy uncovers one of humans' biggest fear - that of own death. It highlights the physicality of this process, the materiality of what many people want to consider as distant and as mystified as possible. Interaction with a dead animal elicits a stream of what I first mistakenly thought to be compassion. In reality, it was a fear for my own life. Nothing like this happen when I touch stuffed toy animals, because they are intentionally made more abstract, more schematic than real creatures. But the most shoking discovery was that this fear is driven by nothing else than my and anyone else's ability to emphasise and experience, through the other (not quite anymore) living organism, the direct physical consequences of death. So I started drawing the dead rats. Because they were actually beautiful, fear and prejudice aside.

Thes!

Getting Started
Just do it!



Kira O'Reilly



Thx. Kira!

taxidermia text - Edited

As I moved the scalpel tip through the fur and down the mid-line of the rat from sternum to lower belly, a series of other cuts of similar delicacy and with identical blades arose in re-cognition.

Cuts of pig and mice bodies to harvest biopsies from which to culture, cuts of my body to harvest tacit openings. Cuts of any bodies to create suspensions of inside and out. I pierced the sack like fascia and the blood red guts bulged through the little hairsbreath slit.

As I and my fellow nascent taxidermists manipulated skin away from flesh with our fingers, rat body separated into components, to decompose into inside and outside. And Outside of inside. And inside of outside.

As the skin came away from the interior structuring shape, with discerning snips of tiny bones, of gristly collagen full tail, and of crunchy skull; the empty wrapping of focus. All focus of object.

One whole wounde
Flayed ratty interior.
RwO
Skin and fur sack.
Surface and depth.

It's a grotty, grisly, artful job, a have dawdled outside the windows of S chalk discreet darts that will manipu

Her nipples tugged at strange identifi below her skin that I grew bored tryi She fell away and into furry skin bag and modelled. refigured with new stuff won't go off.



Species: _____

Dates: _____ Grades: _____

Artist: _____

Notes: _____)

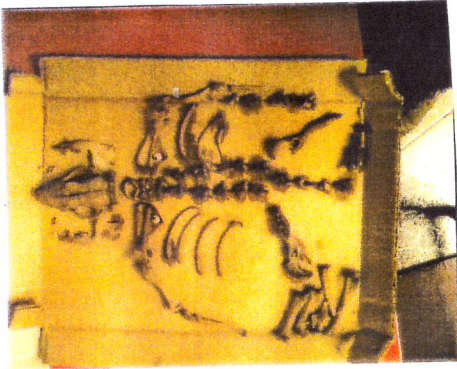


silhouibizz Today I got a chance to visit the natural history museum of Helsinki with the taxidermy workshop crew. We got a private tour from the conservators in the exhibition, but also in their studio. So, Fucking, Cool! Taxidermy Zissken! #taxidermy #naturalhistorymuseum #helsinki

46 likes



silhouibizz



silhouibizz Went to this Hackteria's empathetic taxidermia lab today at temporary Komss Link. This is my supercool hedgehog friend. I'll be home soon. To be continued... #temporary #empathetic #taxidermy #hedgehog #kissakotkan #komss #helsinki #helsingin #kissakotkan #helsinki #onpizzaalikesä!

32 likes



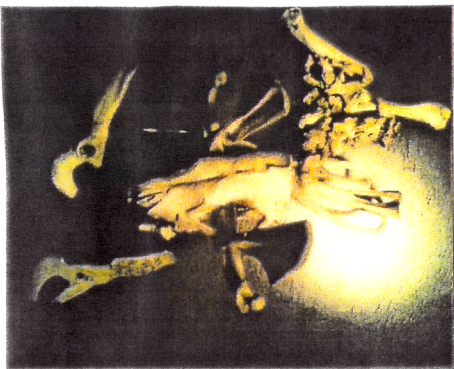
silhouibizz




silhouibizz Making of a entom...
Be the first to like this.



silhouibizz



hyhyanna and karffeanna like this
silhouibizz Hedgenog 2.0 at Hackterias empathetic taxidermia lab at temporary...



silhouibizz

TAXIDERMY

FUN EXPERIMENTS FOR KIDS WITH DECEASED PETS

FOR CHILDREN



Juha Huuskonen

September 17 at 12:59pm · Instagram

My daughter Aava (7 years) just removed the skin of this mouse, phase one of taxidermy. No feelings of repulsion or anything. Thx for the session Marc Dusseiller Dusjagr #temporaryfi #pixelache



Juha Huuskonen This post deserves a little extra explanation -

The main reason why I went to this taxidermy workshop with Aava was that she clearly expressed her interest to take part. Earlier on I showed her a couple photos from the workshop and told her that my friend Marc is organising them. She was very curious about the whole process and Marc was kind enough to organise a morning session for kids (eventually the other kids did not show up, so it was just me & Aava).

Aava's reaction to the mouse was a combination of compassion towards the cute, dead mouse and rational, straightforward understanding of the fact that it's dead, and therefore taking the skin of will not hurt it. It's pretty remarkable how easily the skin comes off - it's like stripping off a jacket. One gets a very tangible understanding that our bodies are made of different parts, and that they can be attended separately, in case of an illness or injury. We also had a look at a few books about taxidermy, and had a talk about where the mouse came from (Marc bought it in a pet shop, they are sold as food for snakes and such). All in all this short session turned out to be an intense, deep journey in topics of life/death.

Unlike Reply 16 · September 17 at 10:50am

Aime Virkkilä Accorsi Wow! What a experience?! The best way to learn things in life is experiencing for sure she will never forget that and luck her to have a empowering and supportive father to go for through that journey together! This is a great parenting practice in the best way (I don't believe I could be able to have this role in that sense 😊 well done! 😊)

Like Reply · September 18 at 9:44am

Kata Tonic Drescher I am not even sure I could do that. Respect, she is a born scientist!

Like Reply 1 · September 19 at 11:18am

Kira O'Reilly
September 14 at 10:44am

Tardisemy sound track list?

Like · Comment · Share

Andrew Quinn Meyer · Kathy High and 10 others

Erich Berger pretty much everything from Carcass
Like · Reply · September 14 at 10:13am

Kira O'Reilly Gosh yes!
Like · Reply · September 14 at 10:30am

Kira O'Reilly <https://www.youtube.com/watch?v=Mt4ZyuzwK44>



Screamin' Jay Hawkins - Alligator Wine

Like · Reply · September 14 at 10:31am

Kira O'Reilly <https://www.youtube.com/watch?v=0B1TneSsNj0>



The Birthday Party - Release the Bats
E.P. · Release the Bats · 1983 · Country Australia <http://www.discogs.com/The-Birthday-P>

Like · Reply · September 14 at 10:31am

Zack Denfield <https://www.youtube.com/watch?v=qEzJWbIRXM8>



Lorez Alexandria - Endless

Like · Reply · September 14 at 10:31am

Derek Hales <https://www.youtube.com/watch?v=Zuz3BmkAlnU>



Carcass - Reek of Putrefaction [Full Album]

Like · Reply · September 14 at 10:31am

Andy Gracie <https://www.youtube.com/watch?v=Zuz3BmkAlnU>



TISM - If your creative, Get stuffed. 1998.

Unlike · Reply · September 14 at 10:31am

Kira O'Reilly I wish you were here at the moment Andy, but you will be it right?

Like · Reply · September 14 at 10:31am

Andy Gracie I was going to deliver a talk, but sadly have had to put that was really looking forward to catching with you and numerous others!

Like · Reply · September 14 at 10:31am

Show more replies

The soundtrack:

From **Kira O'Reilly**

Screamin' Jay Hawkins - Alligator Wine
<https://www.youtube.com/watch?v=Mt4ZyuzwK44>
The Birthday Party - Release the Bats
https://www.youtube.com/watch?v=8J8Yqt_t69A

From **Viktor Wynd**

farmyard filth by the tiger lilies
<https://www.youtube.com/watch?v=qEiMG2z3Hr4>
<https://www.youtube.com/watch?v=Z9FJXtiUUq4>
Flanders and Swann - The Gnu Song
<https://www.youtube.com/watch?v=OPqo6s1lBbw>

From **Antti Ahonnen**

Selfish Shellfish: Marsu / Guinea Pig
<https://www.youtube.com/watch?v=ZjcdSIZnxa0>
Rat Pack Fantazia Takes you into 93
<https://www.youtube.com/watch?v=Oar2X3m2f7A>

From **Sepe Vaisanen**

Throbbing Gristle Hamburger Lady
<https://www.youtube.com/watch?v=0B1TneSsNj0>

From **Zack Denfield**

Things To Come - Come Alive (1968)
<https://www.youtube.com/watch?v=qEzJWbIRXM8>
Judee Sill - The Donor
<https://www.youtube.com/watch?v=ZeITxgrAOws>
African Head Charge dinosaur's lament 1989
<https://www.youtube.com/watch?v=nmBAz2wkQTE>
Moondog - Suite Equestria
<https://www.youtube.com/watch?v=nkNpO3E8qFO>
Lorez Alexandria - Endless
<https://www.youtube.com/watch?v=qMSJoNwwR4>

From **Derek Hales**

Carcass - Reek of Putrefaction
<https://www.youtube.com/watch?v=Jz3l-5X4lLM>

From **Andy Gracie**

TISM - If your creative, Get stuffed - 1998.
<https://www.youtube.com/watch?v=Zuz3BmkAlnU>
The Animals - We Gotta Get Out Of This Place
<https://www.youtube.com/watch?v=wJVpihgWE18>

From **Andrew Lahman**

Roy Brown Butcher Pete part 1 and 2
<https://www.youtube.com/watch?v=2Fc1wr3dYxU>

From **David Fanning**

Hair - I Got Life
<https://www.youtube.com/watch?v=-1LRD3DiFAo&feat>

From **Robert Pacitti**

Frank Sinatra (Live) - I've Got You Under My Skin
<https://www.youtube.com/watch?v=FISKXxWgA4w>

From **Erich Berger**

Godflesh - Like Rats
<https://www.youtube.com/watch?v=cixczF0A10>

From **John Bowers**

Big Yellow Taxi - Joni Mitchell
<https://www.youtube.com/watch?v=94bdM5Cdw20&featu>

From **Sarah Armstrong**

Roky Erickson - Two Headed Dog (Red Temple Prayer)
<https://www.youtube.com/watch?v=F7alXehSXAg>

From **James Duncalf**

KLEENEX ü 1979
<https://www.youtube.com/watch?v=EpY86W2e3BA>


From **Andrew Patterson**

RATPACK's live at Fantazia 1993
<https://www.youtube.com/watch?v=Oar2X3m2f7A>
UB40's There's a Rat in the Kitchen..
<https://www.youtube.com/watch?v=0zSWqJGTa-I>

From **Walerian Borowczyk**

Bob McFadden - The Mummy
<https://www.youtube.com/watch?v=0v0KPxVmbc>


Andrew Lahman <https://www.youtube.com/watch?v=2Fc1wr3dYxU>



Roy Brown Butcher Pete part 1 and 2
Parts 1 and 2 of Butcher Pete by Roy Brown

Like · Reply · September 14 at 10:31am

David Fanning <https://www.youtube.com/watch?v=-1LRD3DiFAo&feat>



Hair - I Got Life
I got life, mother I got laughs, sister I got freedom, brother I got good times, man I got...

Like · Reply · September 14 at 10:31am

Sepe Vaisanen **Sepe ABBA?** Now that you're in Helsinki? Just a thought x

Like · Reply · September 14 at 10:31am

Robert Pacitti The got you, under my skin

Like · Reply · September 14 at 10:31am


Erich Berger **Godflesh - Like Rats** - could also be jolly in the background.
<https://www.youtube.com/watch?v=cixczF0A10>



Godflesh - Like Rats
Track 1. Streetcleaner (1990) Godflesh's second release. This was their first full length.

Like · Reply · September 14 at 10:31am

John Bowers **Big Yellow Taxi** <https://www.youtube.com/watch?v=94bdM5Cdw20&featu>



Big Yellow Taxi - Joni Mitchell
I reuploaded this song from my old youtube account to this one, hope you enjoy it...

Like · Reply · September 14 at 10:31am


Sarah Armstrong <https://www.youtube.com/watch?v=F7alXehSXAg>



Roky Erickson - Two Headed Dog (Red Temple Prayer)

Like · Reply · September 14 at 10:31am

James Duncalf For no reason!! <https://www.youtube.com/watch?v=EpY86W2e3BA>



KLEENEX ü 1979
sharp & nervous punk-rock by this cherished griband from Switzerland. title track of their...

Like · Reply · September 14 at 10:31am

WhiteFeather Harvest This is so appropriate, you don't even know!

Like · Reply · September 14 at 10:31am

Kira O'Reilly Jolly good!

Like · Reply · September 14 at 10:31am


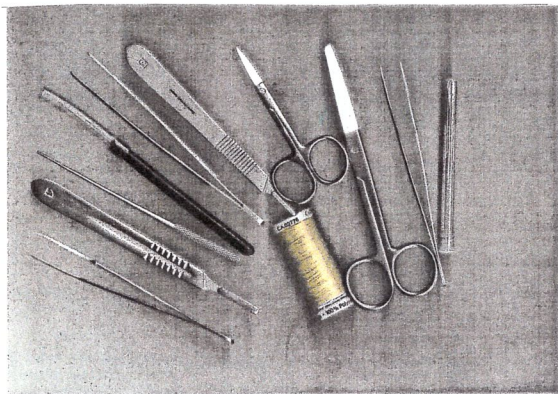
Show more replies

Viktor Wynd **farmyard filth by the tiger lilies**

Like · Reply · September 14 at 10:31am

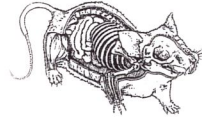
77

What is the Role of a Kit?



THE TAXIDERMIST'S WORKSHOP

Despite the mystical appeal of preserving life through taxidermy, there is nothing especially difficult nor mysterious about the process. Most of the tools and materials required can be found in the average household (even the mice) or online and are listed below. Or you can buy a complete kit with this book from www.afieldguide.org



The mouse
Mus musculus or the common house mouse is one of the most widely distributed and successful mammal species living in the world. They are also a popular reptile delicacy. We source our mice from frozen pet food suppliers of which there are several online.




Borax
Borax (aka sodium tetraborate) can be found in many domestic detergents, anti-fungal compounds, and fire retardant agents. It even made its way into the food world as the additive E285 before it was banned for this use in many countries. In taxidermy, it is used as a curing agent and can be easily bought on eBay.



Tanning Solution
We use Liqua-tan™ from JHT Supplies. It preserves (tans), degreases, cleans, and removes odours.



Hair dryer



Surgical gloves
Keep your gloves on until after you've washed your mouse.



Bucket of soapy water




Super glue
Also known as cyanoacrylate. Any quality brand will do.




Old toothbrush

TOOLS & MATERIALS



Cotton wool or wood wool
A handful of ordinary cotton wool is required to build the body base. Wood wool can also be used.



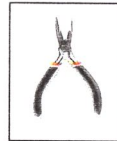
Yarn
Precut three lengths: one at ninety-five cm and two at five cm



Galvanized wire
1 mm in thickness. Precut this into five pieces around ten cm each.



Scalpel or craft knife
Used for your first incision and for cutting through the bone.




Long needle nose pliers
To cut wire. Look for the size recommended for jewellers and electricians.



Needle nose tweezers
Similar to the type found in most cosmetic bags.



3 mm glass beads
Two beads will be used for the mouse's eyes. Black is the best colour though red can be used for albino mice



Needle and thread
Matched to the colour of the mouse's fur. Linen is recommended but polyester will suffice.



PVA glue
Used to secure the eyes.



Instant Super Glue

2. Add eye beads

Artists working with the formerly Living

Damian Hirst


NEOISM!
WHEN?
ISTVAN KANTOR
BLOOD ON WALL
MONDRIAN
KANTORSON
SEX MACHINE GROUP (SP.?)

Gunter von Hagens

NIGHT OF THE LIVING DEAD MEDIA!
CARL RIEHL

Pig Art?
or?

Damian Hirst




CAROLINE SCHNEEMANN
post-post-post
MEDI
MIND-FLACK!
THE WORK WITH
PAPER IS
OVER!

Dead


Interesting Resources




rogue - two headed




rogue - winged



MOUSE
Taxidermy
By:



 Bauer Handels GmbH
Wabergstr. 5, 8345 Adetswil, Schweiz

Katalog
Präparationsbedarf

